

**Under 23 Men
Detailed Results**


Distance: 8000m

14 DEC 2008

Start Time: 13:20

Rank	Bib	Name	Nat	Date of Birth	Result	Time Behind									
							1000m	2000m	3500m	5000m	6500m				
1	175	LALLI Andrea	ITA	20 MAY 1987	24:56										
						2:58 (18)	6:00 (4)	10:44 (3)	15:34 (1)	20:18 (1)					
							3:02	4:44	4:50	4:44	4:38				
2	138	VERNON Andy	GBR	7 JAN 1986	25:04	0:08									
						2:59 (27)	6:02 (11)	10:45 (5)	15:35 (4)	20:23 (3)					
							3:03	4:43	4:50	4:48	4:41				
3	302	BAYRAK Selim	TUR	30 NOV 1987	25:17	0:21									
						2:56 (4)	6:00 (2)	10:44 (2)	15:34 (2)	20:22 (2)					
							3:04	4:44	4:50	4:48	4:55				
4	134	LINDSAY Ben	GBR	6 MAR 1988	25:18	0:22									
						3:02 (49)	6:09 (35)	10:54 (17)	15:43 (8)	20:37 (8)					
							3:07	4:45	4:49	4:54	4:41				
5	123	MALATY Benjamin	FRA	7 MAY 1986	25:18	0:22									
						2:57 (9)	6:00 (5)	10:48 (8)	15:39 (7)	20:31 (6)					
							3:03	4:48	4:51	4:52	4:47				
6	131	BEATTIE John	GBR	20 JAN 1986	25:18	0:22									
						2:59 (26)	6:01 (9)	10:45 (6)	15:35 (5)	20:30 (5)					
							3:02	4:44	4:50	4:55	4:48				
7	133	GERRARD Keith	GBR	24 MAR 1986	25:21	0:25									
						3:00 (33)	6:02 (12)	10:46 (7)	15:36 (6)	20:31 (7)					
							3:02	4:44	4:50	4:55	4:50				
8	121	AMDOUNI Mourad	FRA	21 JAN 1988	25:22	0:26									
						2:56 (1)	6:00 (3)	10:45 (4)	15:34 (3)	20:30 (4)					
							3:04	4:45	4:49	4:56	4:52				
9	172	DEMATTEIS Martin	ITA	24 MAY 1986	25:22	0:26									
						3:02 (47)	6:08 (33)	10:54 (16)	15:43 (10)	20:38 (9)					
							3:06	4:46	4:49	4:55	4:44				
10	252	KISELEV Stepan	RUS	3 NOV 1986	25:23	0:27									
						3:03 (59)	6:11 (44)	10:59 (24)	15:49 (17)	20:40 (13)					
							3:08	4:48	4:50	4:51	4:43				
11	95	GARCÍA Javier	ESP	27 OCT 1988	25:27	0:31									
						3:03 (56)	6:10 (40)	10:57 (21)	15:48 (16)	20:40 (12)					
							3:07	4:47	4:51	4:52	4:47				

INTERNET Service: www.european-athletics.org


Timing, Measurement and Data Service by  OMEGA

printed at SUN 14 DEC 2008 13:58

Page 1 of 8

Under 23 Men
Detailed Results
Distance: 8000m
14 DEC 2008
Start Time: 13:20

Rank	Bib	Name	Nat	Date of Birth	Result	Time Behind											
							1000m	2000m	3500m	5000m	6500m						
12	222	CHABOWSKI Marcin	POL	28 JUN 1986	25:28	0:32	2:56 (3)	6:01 (10)	10:52 (13)	15:45 (11)	20:39 (10)		3:05	4:51	4:53	4:54	4:49
13	137	RUSSELL Tom	GBR	11 OCT 1986	25:29	0:33	3:03 (54)	6:11 (47)	11:00 (26)	15:53 (19)	20:47 (18)		3:08	4:49	4:53	4:54	4:42
14	301	BAS Osman	TUR	10 FEB 1987	25:33	0:37	2:59 (23)	6:00 (6)	10:49 (9)	15:43 (9)	20:45 (15)		3:01	4:49	4:54	5:02	4:48
15	171	DEMATTEIS Bernard	ITA	24 MAY 1986	25:33	0:37	3:00 (32)	6:06 (21)	10:52 (14)	15:46 (13)	20:42 (14)		3:06	4:46	4:54	4:56	4:51
16	44	RAHAUTSOU Stsiapan	BLR	29 MAY 1986	25:33	0:37	3:02 (48)	6:05 (19)	10:52 (12)	15:45 (12)	20:40 (11)		3:03	4:47	4:53	4:55	4:53
17	174	GARIBOLDI Simone	ITA	16 JUL 1987	25:38	0:42	2:57 (10)	6:03 (15)	10:57 (20)	15:52 (18)	20:47 (17)		3:06	4:54	4:55	4:55	4:51
18	124	MAYAUD Denis	FRA	22 APR 1986	25:39	0:43	2:59 (20)	6:00 (7)	10:49 (10)	15:48 (15)	20:46 (16)		3:01	4:49	4:59	4:58	4:53
19	201	VAN DEN HURK Gerwin	NED	3 JUN 1986	25:45	0:49	3:01 (45)	6:09 (37)	11:03 (30)	15:59 (24)	20:54 (20)		3:08	4:54	4:56	4:55	4:51
20	36	VANDEVELDE Ruben	BEL	12 FEB 1988	25:48	0:52	2:59 (24)	6:07 (25)	11:02 (27)	15:59 (25)	20:56 (22)		3:08	4:55	4:57	4:57	4:52
21	232	COSTA Nuno	POR	4 NOV 1986	25:52	0:56	2:57 (13)	6:01 (8)	10:53 (15)	15:54 (21)	20:57 (24)		3:04	4:52	5:01	5:03	4:55
22	202	WIGGERS Tom	NED	10 AUG 1987	25:53	0:57	3:00 (30)	6:08 (31)	10:59 (23)	15:56 (23)	20:56 (21)		3:08	4:51	4:57	5:00	4:57


INTERNET Service: www.european-athletics.org
Timing, Measurement and Data Service by  OMEGA

printed at SUN 14 DEC 2008 13:58

Page 2 of 8

Under 23 Men
Detailed Results
Distance: 8000m
14 DEC 2008
Start Time: 13:20

Rank	Bib	Name	Nat	Date of Birth	Result	Time Behind									
							1000m	2000m	3500m	5000m	6500m				
23	97	LOZANO Alberto	ESP	23 FEB 1987	25:55	0:59	3:04 (64)	6:06 (22)	10:55 (19)	15:55 (22)	20:56 (23)				
							3:02	4:49	5:00	5:01	4:59				
24	165	MCCARTHY David	IRL	3 AUG 1988	25:58	1:02	2:58 (14)	6:03 (13)	10:51 (11)	15:47 (14)	20:53 (19)				
							3:05	4:48	4:56	5:06	5:05				
25	223	DEMCZYSAK Mateusz	POL	18 JAN 1986	26:00	1:04	3:00 (38)	6:09 (36)	11:02 (28)	16:00 (26)	20:58 (25)				
							3:09	4:53	4:58	4:58	5:02				
26	221	BRZEZINSKI Blazej	POL	30 JUL 1987	26:02	1:06	3:00 (37)	6:09 (38)	11:04 (32)	16:04 (27)	21:06 (27)				
							3:09	4:55	5:00	5:02	4:56				
27	271	MARKESEVIC Dusan	SRB	13 FEB 1986	26:03	1:07	3:01 (40)	6:04 (18)	11:04 (33)	16:05 (30)	21:08 (28)				
							3:03	5:00	5:01	5:03	4:55				
28	35	TORFS Sanne	BEL	17 MAR 1988	26:04	1:08	3:04 (67)	6:15 (64)	11:08 (42)	16:09 (37)	21:11 (30)				
							3:11	4:53	5:01	5:02	4:53				
29	235	REIS Vitor	POR	15 AUG 1987	26:04	1:08	2:59 (28)	6:04 (17)	10:55 (18)	15:54 (20)	21:00 (26)				
							3:05	4:51	4:59	5:06	5:04				
30	225	MURZYN Kamil	POL	26 MAR 1986	26:05	1:09	2:59 (25)	6:08 (30)	11:00 (25)	16:07 (31)	21:11 (31)				
							3:09	4:52	5:07	5:04	4:54				
31	125	PANTEL Pierrot	FRA	15 JAN 1986	26:07	1:11	2:58 (17)	6:07 (27)	11:06 (38)	16:10 (39)	21:15 (35)				
							3:09	4:59	5:04	5:05	4:52				
32	71	KOCOUREK Milan	CZE	6 DEC 1987	26:08	1:12	2:56 (5)	6:07 (24)	11:05 (34)	16:04 (28)	21:11 (29)				
							3:11	4:58	4:59	5:07	4:57				
33	168	YEATES Richard	IRL	1 JAN 1986	26:08	1:12	3:02 (52)	6:12 (52)	11:07 (41)	16:09 (35)	21:13 (33)				
							3:10	4:55	5:02	5:04	4:55				


INTERNET Service: www.european-athletics.org
Timing, Measurement and Data Service by  OMEGA

printed at SUN 14 DEC 2008 13:58

Page 3 of 8

Under 23 Men
Detailed Results
Distance: 8000m
14 DEC 2008
Start Time: 13:20

Rank	Bib	Name	Nat	Date of Birth	Result	Time Behind											
							1000m	2000m	3500m	5000m	6500m						
34	314	RYBAK Serhiy	UKR	11 NOV 1986	26:09	1:13	3:04 (65)	6:14 (60)	11:10 (47)	16:11 (40)	21:12 (32)		3:10	4:56	5:01	5:01	4:57
35	226	SKOCZYNSKI Lukasz	POL	16 JAN 1986	26:10	1:14	3:00 (34)	6:10 (39)	11:06 (36)	16:09 (34)	21:14 (34)		3:10	4:56	5:03	5:05	4:56
36	145	SCHWIEGELSHOHN Fynn	GER	8 SEP 1988	26:10	1:14	3:02 (50)	6:11 (46)	11:05 (35)	16:08 (32)	21:15 (36)		3:09	4:54	5:03	5:07	4:55
37	161	CLOHISEY Michael	IRL	13 JAN 1986	26:16	1:20	3:03 (55)	6:16 (67)	11:15 (57)	16:17 (45)	21:19 (39)		3:13	4:59	5:02	5:02	4:57
38	281	ROCH Alexandre	SUI	28 MAR 1986	26:19	1:23	3:01 (42)	6:08 (34)	11:04 (31)	16:09 (36)	21:20 (40)		3:07	4:56	5:05	5:11	4:59
39	132	DERRICOTT Alex	GBR	28 NOV 1988	26:20	1:24	3:05 (75)	6:18 (71)	11:15 (58)	16:19 (48)	21:24 (44)		3:13	4:57	5:04	5:05	4:56
40	42	HURENKA Vasilii	BLR	28 AUG 1986	26:20	1:24	3:00 (39)	6:11 (45)	11:08 (44)	16:12 (41)	21:23 (43)		3:11	4:57	5:04	5:11	4:57
41	224	GARDZIELEWSKI Arkadiusz	POL	12 JUN 1986	26:21	1:25	2:56 (7)	6:03 (14)	11:02 (29)	16:05 (29)	21:22 (41)		3:07	4:59	5:03	5:17	4:59
42	94	GALVÁN José Luis	ESP	30 AUG 1987	26:22	1:26	3:05 (72)	6:13 (57)	11:11 (50)	16:15 (44)	21:22 (42)		3:08	4:58	5:04	5:07	5:00
43	96	GAZAPO Carlos	ESP	3 JUN 1986	26:22	1:26	3:05 (71)	6:12 (54)	11:08 (43)	16:09 (38)	21:16 (37)		3:07	4:56	5:01	5:07	5:06
44	33	HERNOULD Franky	BEL	12 JAN 1986	26:25	1:29	3:00 (31)	6:11 (48)	11:10 (48)	16:14 (43)	21:24 (45)		3:11	4:59	5:04	5:10	5:01

INTERNET Service: www.european-athletics.org
Timing, Measurement and Data Service by  OMEGA

printed at SUN 14 DEC 2008 13:58

Page 4 of 8

**Under 23 Men
Detailed Results**


Distance: 8000m

14 DEC 2008

Start Time: 13:20

Rank	Bib	Name	Nat	Date of Birth	Result	Time Behind											
							1000m	2000m	3500m	5000m	6500m						
45	91	CAVIA Óscar	ESP	3 MAR 1988	26:27	1:31	3:06 (77)	6:14 (62)	11:14 (56)	16:19 (49)	21:25 (47)	5:02					
							3:08	5:00	5:05	5:06							
46	304	GÜNEN Sedat	TUR	1988	26:28	1:32	3:00 (35)	6:08 (32)	11:07 (40)	16:14 (42)	21:25 (46)	5:03					
							3:08	4:59	5:07	5:11							
47	11	YEGHIKYAN Sevak	ARM	13 FEB 1986	26:29	1:33	3:04 (62)	6:11 (49)	11:13 (54)	16:21 (50)	21:30 (48)	4:59					
							3:07	5:02	5:08	5:09							
48	23	STEINHAMMER Christian	AUT	21 OCT 1988	26:30	1:34	3:03 (53)	6:12 (53)	11:06 (39)	16:08 (33)	21:17 (38)	5:13					
							3:09	4:54	5:02	5:09							
49	306	TEKGÖZ Ali Haydar	TUR	1986	26:34	1:38	3:01 (44)	6:11 (43)	11:13 (52)	16:23 (53)	21:31 (50)	5:03					
							3:10	5:02	5:10	5:08							
50	32	DE KERPEL Wesley	BEL	8 NOV 1988	26:35	1:39	3:01 (41)	6:13 (55)	11:12 (51)	16:23 (52)	21:36 (53)	4:59					
							3:12	4:59	5:11	5:13							
51	231	BRÁS Ruben	POR	30 DEC 1986	26:37	1:41	3:01 (43)	6:07 (28)	11:06 (37)	16:17 (46)	21:32 (51)	5:05					
							3:06	4:59	5:11	5:15							
52	173	GARAVELLO Antonio	ITA	26 JAN 1987	26:39	1:43	2:59 (29)	6:10 (41)	11:09 (46)	16:17 (47)	21:32 (52)	5:07					
							3:11	4:59	5:08	5:15							
53	236	SILVA António	POR	26 MAR 1987	26:40	1:44	3:03 (57)	6:15 (66)	11:17 (61)	16:22 (51)	21:31 (49)	5:09					
							3:12	5:02	5:05	5:09							
54	22	PFEIL Valentin	AUT	17 JUL 1988	26:43	1:47	3:04 (66)	6:15 (65)	11:16 (59)	16:23 (54)	21:36 (54)	5:07					
							3:11	5:01	5:07	5:13							
55	311	GLIBOV Ruslan	UKR	28 JAN 1987	26:45	1:49	3:06 (78)	6:23 (76)	11:29 (69)	16:37 (62)	21:45 (57)	5:00					
							3:17	5:06	5:08	5:08							

INTERNET Service: www.european-athletics.org

Timing, Measurement and Data Service by  OMEGA

printed at SUN 14 DEC 2008 13:58

Page 5 of 8

**Under 23 Men
Detailed Results**


Distance: 8000m

14 DEC 2008

Start Time: 13:20

Rank	Bib	Name	Nat	Date of Birth	Result	Time Behind											
							1000m	2000m	3500m	5000m	6500m						
56	43	PANKRATAU Maksim	BLR	8 FEB 1988	26:45	1:49	2:57 (11)	6:07 (26)	11:13 (53)	16:28 (57)	21:44 (56)	5:01					
							3:10	5:06	5:15	5:16							
57	166	POLLOCK Paul	IRL	25 JUN 1986	26:47	1:51	2:59 (22)	6:14 (61)	11:18 (63)	16:27 (56)	21:41 (55)	5:06					
							3:15	5:04	5:09	5:14							
58	142	LENZ Arthur	GER	8 JUL 1988	26:47	1:51	3:02 (51)	6:12 (51)	11:17 (60)	16:33 (60)	21:47 (60)	5:00					
							3:10	5:05	5:16	5:14							
59	234	MATEUS Ricardo	POR	24 MAY 1988	26:48	1:52	3:04 (68)	6:16 (69)	11:24 (68)	16:38 (63)	21:51 (61)	4:57					
							3:12	5:08	5:14	5:13							
60	163	FAHY Jason	IRL	23 APR 1986	26:55	1:59	3:00 (36)	6:13 (56)	11:17 (62)	16:30 (58)	21:47 (59)	5:08					
							3:13	5:04	5:13	5:17							
61	93	FERNÁNDEZ Iván	ESP	10 JUN 1988	26:56	2:00	3:05 (76)	6:13 (58)	11:14 (55)	16:25 (55)	21:46 (58)	5:10					
							3:08	5:01	5:11	5:21							
62	141	BAUMEISTER Thorsten	GER	23 SEP 1988	26:59	2:03	2:59 (21)	6:12 (50)	11:18 (64)	16:35 (61)	21:53 (62)	5:06					
							3:13	5:06	5:17	5:18							
63	254	POPOV Aleksey	RUS	17 JUN 1987	27:03	2:07	2:58 (19)	6:08 (29)	11:10 (49)	16:32 (59)	21:54 (63)	5:09					
							3:10	5:02	5:22	5:22							
64	126	SMAIL Noureddine	FRA	6 FEB 1987	27:04	2:08	2:57 (8)	6:05 (20)	11:22 (66)	16:43 (65)	22:04 (65)	5:00					
							3:08	5:17	5:21	5:21							
65	162	COGLAN John	IRL	6 SEP 1988	27:05	2:09	3:04 (63)	6:17 (70)	11:22 (67)	16:40 (64)	22:01 (64)	5:04					
							3:13	5:05	5:18	5:21							
66	144	SCHÖFISCH Marcus	GER	7 JUL 1987	27:16	2:20	3:07 (80)	6:27 (78)	11:39 (76)	16:55 (71)	22:10 (67)	5:06					
							3:20	5:12	5:16	5:15							

INTERNET Service: www.european-athletics.org


Timing, Measurement and Data Service by  OMEGA

printed at SUN 14 DEC 2008 13:58

Page 6 of 8

Under 23 Men
Detailed Results
Distance: 8000m
14 DEC 2008
Start Time: 13:20

Rank	Bib	Name	Nat	Date of Birth	Result	Time Behind									
							1000m	2000m	3500m	5000m	6500m				
67	51	MITSOV Dimcho	BUL	28 JAN 1988	27:19	2:23	3:05 (73)	6:19 (73)	11:36 (73)	16:53 (69)	22:10 (68)				
							3:14	5:17	5:17	5:17	5:09				
68	111	JÄRVENPÄÄ Jarkko	FIN	22 AUG 1986	27:19	2:23	3:05 (74)	6:26 (77)	11:43 (77)	17:01 (72)	22:13 (69)				
							3:21	5:17	5:18	5:12	5:06				
69	312	KRIVONOS Maksim	UKR	29 DEC 1988	27:20	2:24	2:56 (6)	6:14 (59)	11:31 (70)	16:54 (70)	22:16 (70)				
							3:18	5:17	5:23	5:22	5:04				
70	255	YEKIMOV Artem	RUS	27 MAR 1986	27:24	2:28	3:03 (60)	6:22 (74)	11:37 (75)	16:53 (68)	22:09 (66)				
							3:19	5:15	5:16	5:16	5:15				
71	303	ERTAS Murat	TUR	1986	27:40	2:44	3:04 (61)	6:18 (72)	11:33 (71)	16:53 (67)	22:17 (71)				
							3:14	5:15	5:20	5:24	5:23				
72	253	NIKOLAYEV Yegor	RUS	28 APR 1988	27:42	2:46	2:58 (15)	6:06 (23)	11:09 (45)	16:44 (66)	22:24 (72)				
							3:08	5:03	5:35	5:40	5:18				
73	24	ZIERLER Dominik	AUT	16 SEP 1988	28:03	3:07	3:04 (69)	6:23 (75)	11:46 (78)	17:09 (74)	22:38 (73)				
							3:19	5:23	5:23	5:29	5:25				
74	313	PECHNIKOV Ruslan	UKR	14 OCT 1988	28:10	3:14	3:06 (79)	6:28 (79)	11:47 (79)	17:17 (75)	22:51 (75)				
							3:22	5:19	5:30	5:34	5:19				
75	233	LOPES João	POR	2 JAN 1986	28:16	3:20	3:03 (58)	6:16 (68)	11:36 (74)	17:05 (73)	22:44 (74)				
							3:13	5:20	5:29	5:39	5:32				
76	112	LAURILA Miro	FIN	4 OCT 1988	28:47	3:51	3:04 (70)	6:33 (81)	12:06 (81)	17:43 (77)	23:20 (76)				
							3:29	5:33	5:37	5:37	5:27				
77	113	MARTTINEN Riku	FIN	20 MAY 1987	28:57	4:01	3:09 (84)	6:35 (82)	12:05 (80)	17:43 (78)	23:22 (77)				
							3:26	5:30	5:38	5:39	5:35				

INTERNET Service: www.european-athletics.org
Timing, Measurement and Data Service by  OMEGA

printed at SUN 14 DEC 2008 13:58


Page 7 of 8

**Under 23 Men
Detailed Results**
Distance: 8000m
14 DEC 2008
Start Time: 13:20

Rank	Bib	Name	Nat	Date of Birth	Result	Time Behind									
							1000m	2000m	3500m	5000m	6500m				
78	261	GREGORINCIC Davor	SLO	19 JUL 1988	29:17	4:21	3:08 (83)	6:37 (83)	12:14 (82)	17:55 (79)	23:37 (78)				
							3:29	5:37	5:41	5:42	5:40				
79	114	TUOKKO Rami	FIN	7 JAN 1987	29:39	4:43	3:07 (81)	6:38 (84)	12:29 (83)	18:24 (81)	24:06 (79)				
							3:31	5:51	5:55	5:42	5:33				
80	1	KELLEZI Ilir	ALB	8 JUL 1988	29:47	4:51	3:18 (85)	6:57 (85)	12:42 (84)	18:23 (80)	24:08 (80)				
							3:39	5:45	5:41	5:45	5:39				
151		MINCZÉR Albert	HUN	1 OCT 1986	DNF		3:01 (46)	6:14 (63)	11:35 (72)	17:38 (76)					
							3:13	5:21	6:03						
31		BEKELE Yeshetela Atelaw	BEL	4 DEC 1987	DNF		2:56 (2)	6:00 (1)	10:44 (1)						
							3:04	4:44							
34		RUELL Kim	BEL	27 APR 1987	DNF		2:57 (12)	6:03 (16)	10:59 (22)						
							3:06	4:56							
305		ÖZTÜRK Mugdat	TUR	4 JAN 1987	DNF		2:58 (16)	6:11 (42)	11:19 (65)						
							3:13	5:08							
21		KERNBICHLER Felix	AUT	25 JUN 1988	DNF		3:07 (82)	6:32 (80)							
							3:25								

Weather conditions			
Temperature:	5 °C	Humidity:	80 %
Conditions:	Cloudy		

Legend
DNF Did not Finish

INTERNET Service: www.european-athletics.org
Timing, Measurement and Data Service by  OMEGA

printed at SUN 14 DEC 2008 13:58

Page 8 of 8

Under 23 Men
Team Results

Distance: 8000m

14 DEC 2008

Start Time: 13:20

Rank	Nation	Bib	Name	Time	Pos	Points
1	Great Britain & NI (GBR)					19
		138	VERNON Andy	25:04		2
		134	LINDSAY Ben	25:18		4
		131	BEATTIE John	25:18		6
		133	GERRARD Keith	25:21		7
		137	RUSSELL Tom	25:29	13	
		132	DERRICOTT Alex	26:20	39	
2	Italy (ITA)					42
		175	LALLI Andrea	24:56		1
		172	DEMATTEIS Martin	25:22		9
		171	DEMATTEIS Bernard	25:33		15
		174	GARIBOLDI Simone	25:38		17
		173	GARAVELLO Antonio	26:39	52	
3	France (FRA)					62
		123	MALATY Benjamin	25:18		5
		121	AMDOUNI Mourad	25:22		8
		124	MAYAUD Denis	25:39		18
		125	PANTEL Pierrot	26:07		31
		126	SMAIL Nouredine	27:04	64	
4	Poland (POL)					93
		222	CHABOWSKI Marcin	25:28		12
		223	DEMCZYSZAK Mateusz	26:00		25
		221	BRZEZINSKI Blazej	26:02		26
		225	MURZYN Kamil	26:05		30
		226	SKOCZYNSKI Lukasz	26:10	35	
		224	GARDZIELEWSKI Arkadiusz	26:21	41	
5	Turkey (TUR)					112
		302	BAYRAK Selim	25:17		3
		301	BAS Osman	25:33		14
		304	GÜNEN Sedat	26:28		46
		306	TEKGÖZ Ali Haydar	26:34		49
		303	ERTAS Murat	27:40	71	
		305	ÖZTÜRK Mugdat	DNF		
6	Spain (ESP)					119
		95	GARCÍA Javier	25:27		11
		97	LOZANO Alberto	25:55		23
		94	GALVÁN José Luis	26:22		42
		96	GAZAPO Carlos	26:22		43
		91	CAVIA Óscar	26:27	45	
		93	FERNÁNDEZ Iván	26:56	61	
7	Belgium (BEL)					142
		36	VANDEVELDE Ruben	25:48		20
		35	TORFS Sanne	26:04		28
		33	HERNOULD Franky	26:25		44
		32	DE KERPEL Wesley	26:35		50
		31	BEKELE Yeshetela Atelaw	DNF		
		34	RUELL Kim	DNF		

Under 23 Men
Team Results

Distance: 8000m

14 DEC 2008


Start Time: 13:20

Rank	Nation	Bib	Name	Time	Pos	Points
8	Ireland (IRL)					151
		165	MCCARTHY David	25:58		24
		168	YEATES Richard	26:08		33
		161	CLOHISEY Michael	26:16		37
		166	POLLOCK Paul	26:47		57
		163	FAHY Jason	26:55	60	
		162	COGHLAN John	27:05	65	
9	Portugal (POR)					154
		232	COSTA Nuno	25:52		21
		235	REIS Vítor	26:04		29
		231	BRÁS Ruben	26:37		51
		236	SILVA António	26:40		53
		234	MATEUS Ricardo	26:48	59	
		233	LOPES João	28:16	75	
10	Russia (RUS)					215
		252	KISELEV Stepan	25:23		10
		254	POPOV Aleksey	27:03		63
		255	YEKIMOV Artem	27:24		70
		253	NIKOLAYEV Yegor	27:42		72
11	Germany (GER)					222
		145	SCHWIEGELSHOHN Fynn	26:10		36
		142	LENZ Arthur	26:47		58
		141	BAUMEISTER Thorsten	26:59		62
		144	SCHÖFISCH Marcus	27:16		66
12	Ukraine (UKR)					232
		314	RYBAK Serhiy	26:09		34
		311	GLIBOV Ruslan	26:45		55
		312	KRIVONOS Maksim	27:20		69
		313	PECHNIKOV Ruslan	28:10		74
13	Finland (FIN)					300
		111	JÄRVENPÄÄ Jarkko	27:19		68
		112	LAURILA Miro	28:47		76
		113	MARTTINEN Riku	28:57		77
		114	TUOKKO Rami	29:39		79

Weather conditions

Temperature: 5 °C Humidity: 80 % Conditions: Cloudy

INTERNET Service: www.european-athletics.org

Timing, Measurement and Data Service by  OMEGA

printed at SUN 14 DEC 2008 14:00

Page 2 of 2